

Name: _____






Date: _____

Fasteners

A fastener is something that is used to join two materials together. Without fasteners we could not have objects made from two different materials.

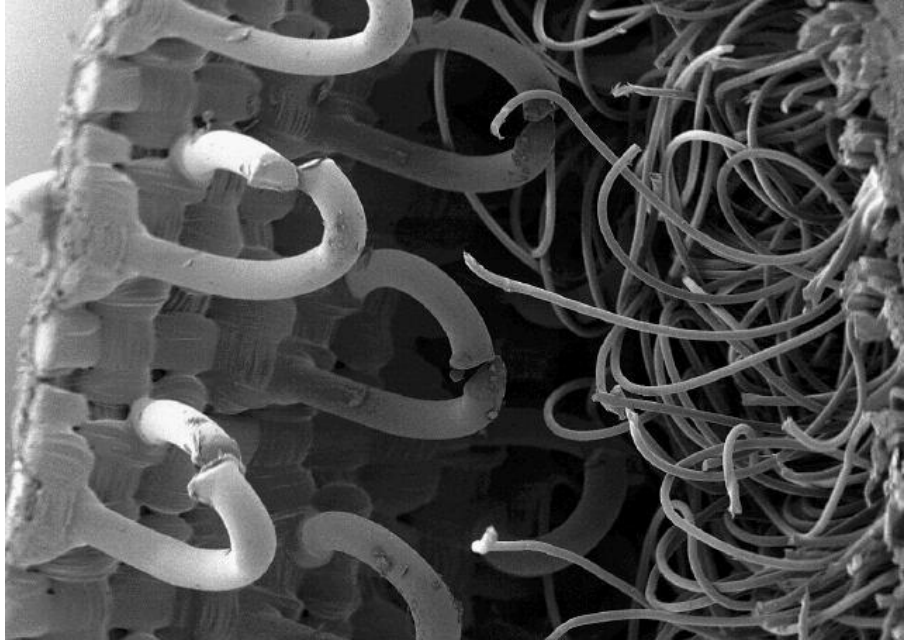
| | | | |
|-----------|----------|-----------|---------|
| materials | fastener | different | objects |
|-----------|----------|-----------|---------|

Below are some pictures of fasteners. Write the name of each and an example of where they would be used.

| Picture | Name | Example Use |
|---|--------|-----------------------|
|  | velcro | shoes |
|  | glue | cardboard boxes |
|  | tape | fixing a ripped paper |
|  | zipper | jacket |
|  | thread | shirt |

Velcro – How does it work?

This picture may look like some creature from the bottom of the ocean, but it is actually Velcro! Velcro has two sides to it, one with thin, soft loops and the other with thicker, harder hooks. The hooks catch on the loops to hold the Velcro together.



What else can be a fastener? On the lines below, make a list of as many fasteners as you can think of. Talk to a partner about how you think they work. If you have trouble, look around you at all the objects in the classroom

- | | | |
|---------------|-------------------|--------------------|
| <u>velcro</u> | <u>thread</u> | <u>sticky tack</u> |
| <u>glue</u> | <u>button</u> | <u>weld</u> |
| <u>tape</u> | <u>cement</u> | <u>nails</u> |
| <u>zipper</u> | <u>rope (tie)</u> | <u>...etc</u> |

