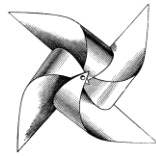
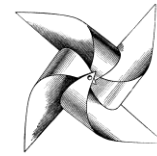


Name: _____

Date: _____



PINWHEEL



1. What makes the pinwheel turn?

Wind.

2. How many directions does the pinwheel turn?

One - but can be forced to go the other way.

3. How can you make the pinwheel turn faster?

Blow directly into the "pockets".

4. Why does the pinwheel turn?

When the wind blows across it the air works its way into the "pockets" formed from the paper. The air then pushes on the paper, which causes it to turn.

5. How would you change your pinwheel to make it better?

Answers will vary.

- Material choice

- Cut straighter


- Make a more smooth hole in the paper so it does not get stuck on the nail

etc

Name: _____

Date: _____

6. Use drawings to show how the pinwheel works.



7. What are some other things that use wind to create movement?

a. windmill

f. _____

b. kite

g. _____

c. sailboat

h. _____

d. hang glider

i. _____

e. etc

j. _____